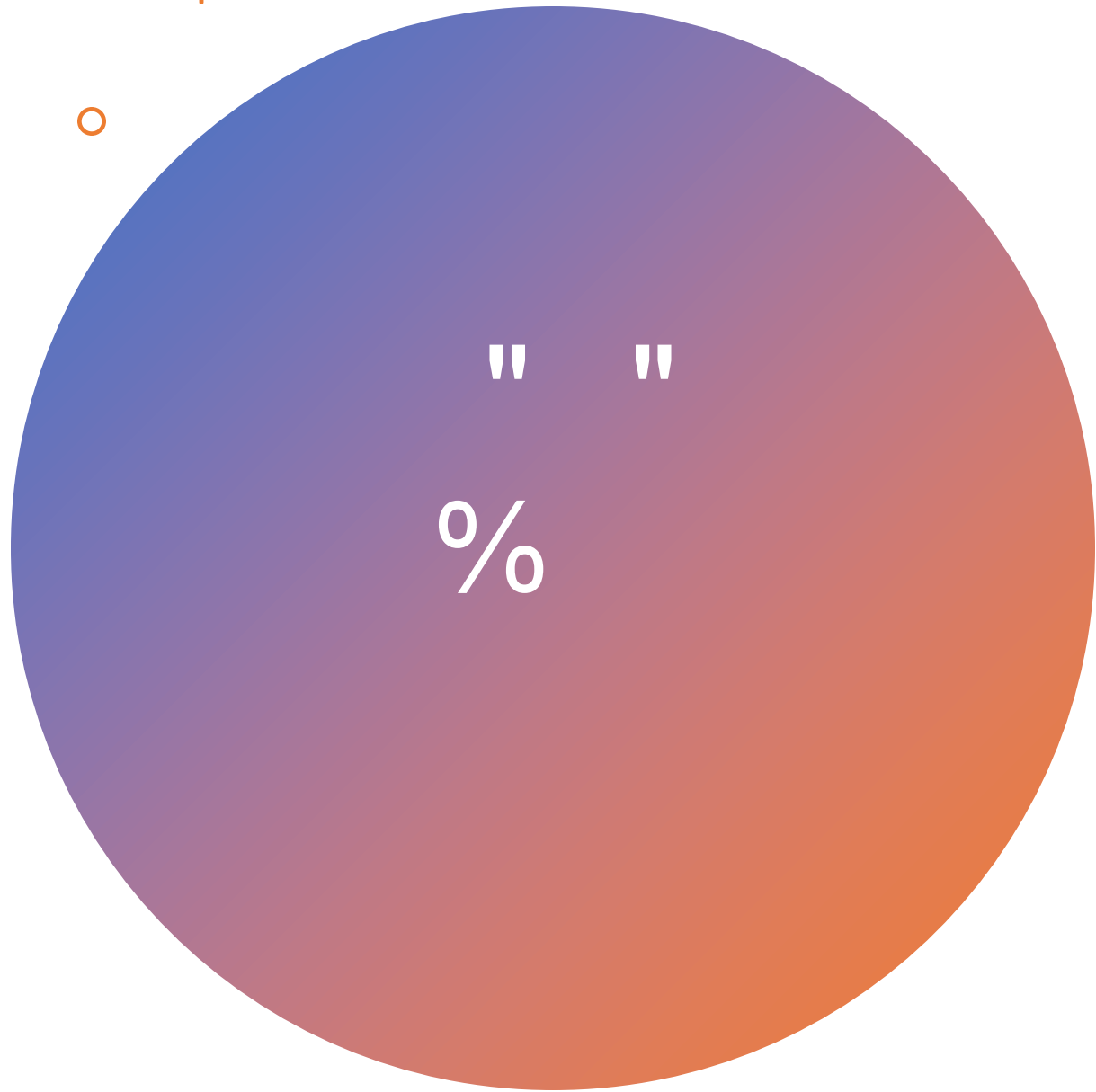


**"SOME PEOPLE DREAM OF SUCCESS,
WHILE OTHERS PLAN IT OUT IN THEIR
MORNING AND MAKE IT HAPPEN"**



.

”



o

+

"

"


%

.

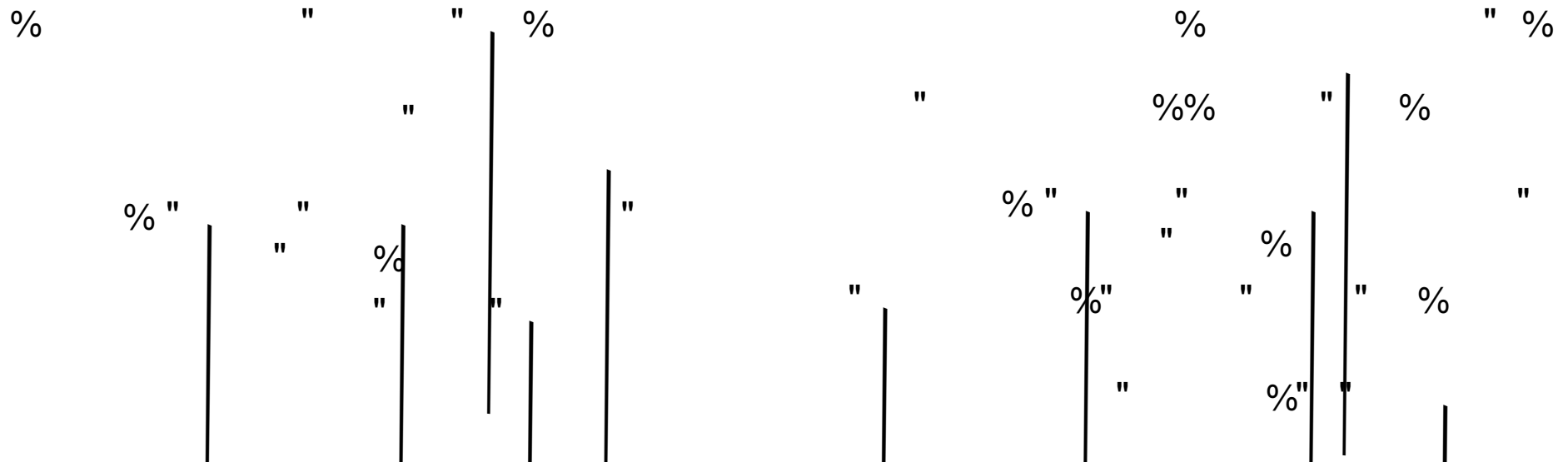
What are we asking you to do?



Students



Parents



What Doesn't Work

% " "%

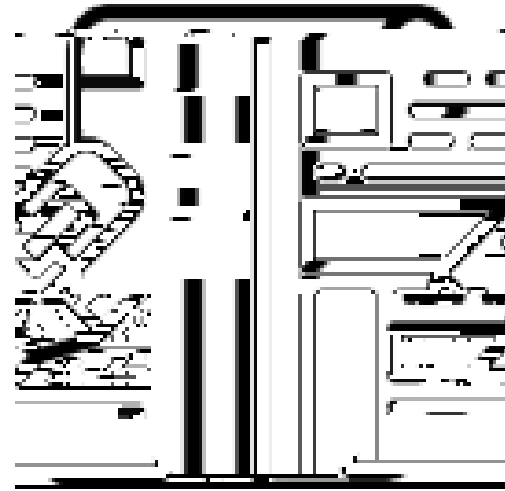
BUT

% "%
%

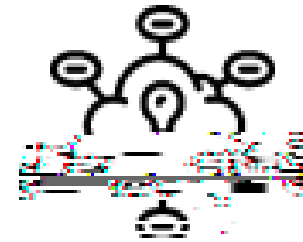
% " "

BUT

" % "



- Spacing –



3 rd October	English: Language Paper revision	Miss Shaw will share resources in year group email.
Maths: Formula Test - review the key formulae needed for your Formula sheet on Tuesday		
Biology: Paper 1. Required practicals. Watch the video on paper 1 required practicals.	Chemistry: Paper 1. Required practicals. Watch the video on paper 1 required practicals.	Geography: Create flashcards for the 10 landforms.
Pages from the revision guide.	Germany revision relevant to CAT. Q5 structure sheet	History: Germany Q5 structure practice.
Brainstorm of...	Video downloaded to Teams	Good watch the Fatwell guide video and free

Use the home learning grid as a checklist

This will help you to mix up and space out the subjects you are revising through the week


Use the half term revision timetable to help you space out your revision over the holidays

Think about making your own revision timetable where you space out and mix up the subjects


3 rd October	English: Language Paper revision	Miss Shaw will share resources in year group email.
Maths: Formula Test - review the key formulae needed for your Formula sheet on Tuesday		
Biology: Paper 1. Required practicals. Watch the video on paper 1 required practicals.	Chemistry: Paper 1. Required practicals. Watch the video on paper 1 required practicals.	Geography: Create flashcards for the 10 landforms.
Pages from the revision guide.	Germany revision relevant to CAT. Q5 structure sheet	History: Germany Q5 structure practice.
Brainstorm of...	Video downloaded to Teams	Good watch the Fatwell guide video and free

”

”



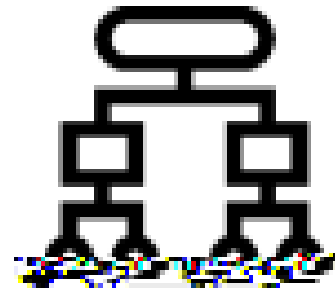
Flashcards



Quizzes



Key words



Mind map



Making notes



Past papers



" " % "

1
Make a list

2
Timetable a spaced schedule

3
Use effective study strategies

4
Identify the gaps in your knowledge

5
Close the Gaps